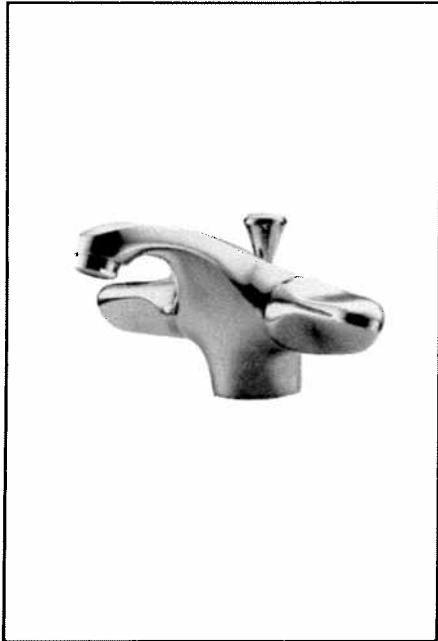


COLANI CENTERSETS


Two-Handle, Ten Handle Color Options



□ 21.292 Polished Chrome

Note: Handles must be selected separately. See page 3-14.

Escutcheon can be used for 3-hole mounting.



Swivel Spout

□ 21.291 Polished Chrome

Note: Handles must be selected separately. See page 3-14.

Escutcheon can be used for 3-hole mounting.



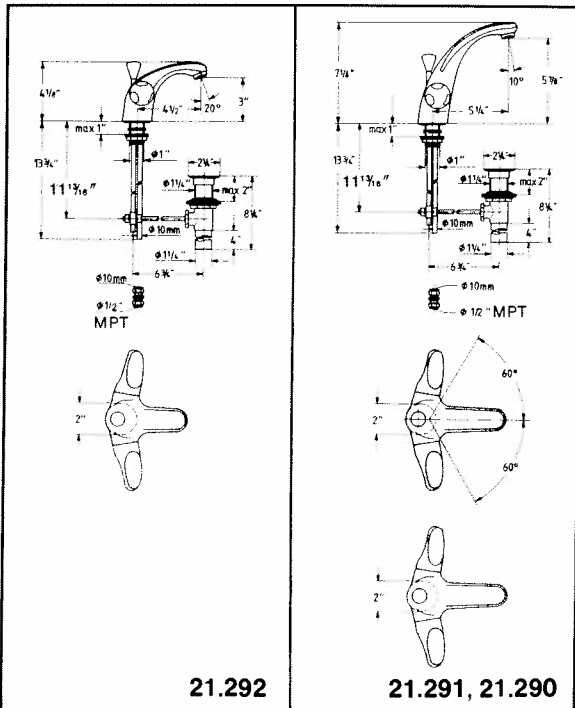
□ 21.290 Polished Chrome

□ 21.290-L White

□ 21.290-R Polished Brass

Note: Handles must be selected separately. See page 3-14.

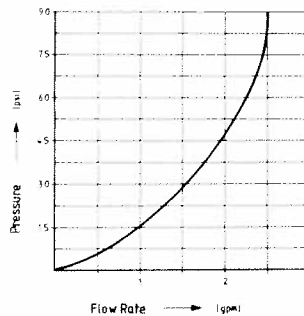
Escutcheon can be used for 3-hole mounting.



Castings shall be of all brass construction. All wear parts shall be replaceable. Plastics shall be used only where necessary to improve design. All joints and mating surfaces shall be constructed as to use the latest in o-ring and sealing techniques. All pressure joints shall be tested via both normal inlets, for leakage and correct assembly. Working water pressure—valves shall be designed for pressures up to 125 psi (8.5 bar). Working temperature—valve shall be designed for temperatures up to 180° F (82° C).

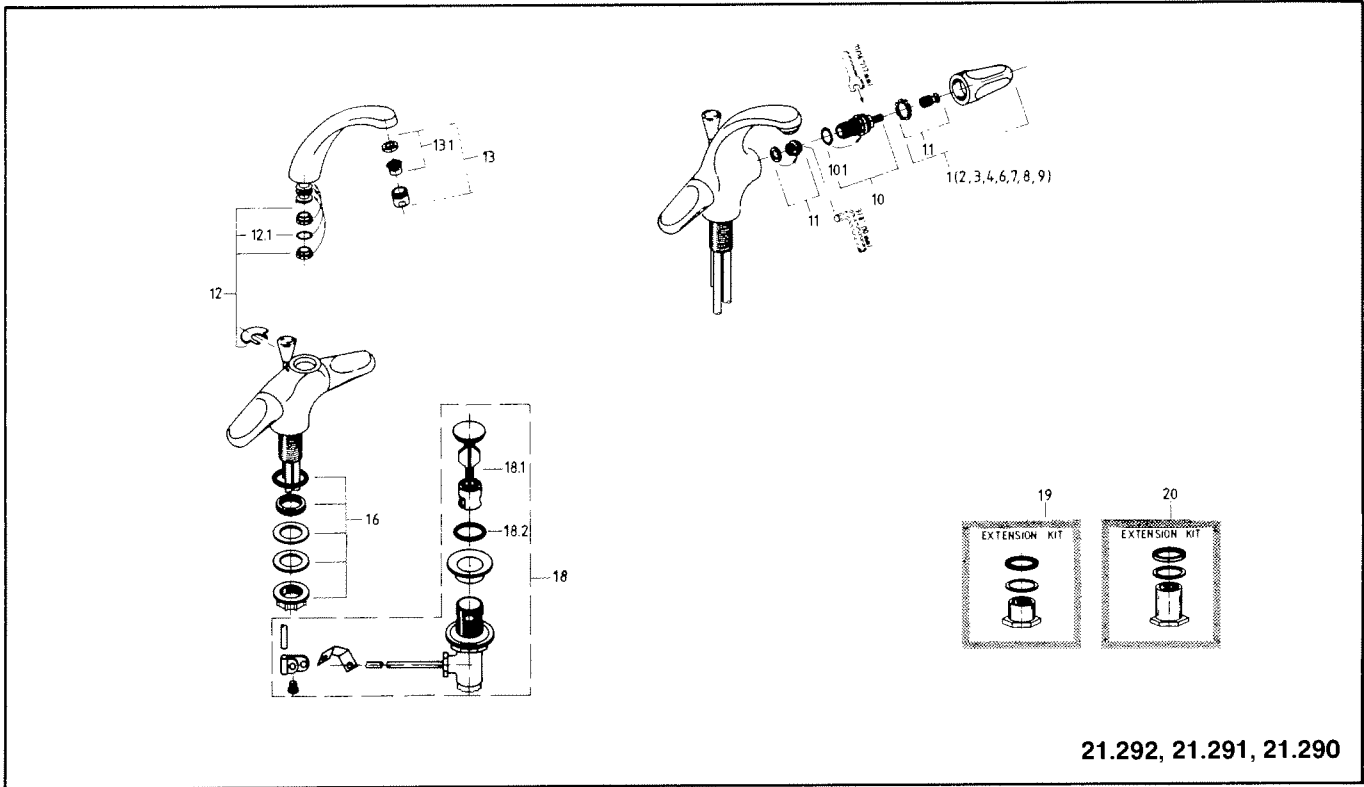
Hot and cold operating mechanism shall be of the cartridge type. Interchangeable and equipped with a non-rotating rubber seal (or a rotating ceramic) type seal, a non-rising stem, internal lubrication, slow acting flow action to reduce noise, and removable seats (not required with ceramic type cartridge). Bodies are to be of permanent mold or of forged construction.

The valve body shall be of one casting incorporating the mixing chamber and single hole mounting shank (1 x 1/2" threaded). 3/8" or 10mm supply tubes are brazed into the shank for direct connection to the angle valve. Spout is integral cast. (21.291 has a cast brass swivel spout). Integrated 2.5gpm aerator shall be cleanable without complete disassembly of the screens. Lift rods are to have an in-spout seal and stop. Unit shall be single hole mounted. Three hole cover plate can be used. Waste assembly is to be of cast and tubular brass, with a thickness of not less than 17 gauge. Stopper to be fixed or removable for cleaning. Handles are to be secure but removable for maintenance. Colani Handles must be selected separately.



GROHE AMERICA





21.292, 21.291, 21.290

DRG REF	PART DESCRIPTION	PART NUMBER	PACK SIZE	MODEL NUMBER		
				21.292	21.291	21.290
1	Ceramic Handle Olive (Pair)	18.961	1			
1.1	Handle Connection Set	45.003	1	X	X	X
2	Ceramic Handle Tobacco (Pair)	18.962	1			
3	Ceramic Handle Sand (Pair)	18.963	1			
4	Ceramic Handle Magnolia (Pair)	18.964	1			
5	Ceramic Handle Crocus (Pair)	18.965	1			
6	Ceramic Handle Jasmin (Pair)	18.966	1			
7	Brass Handle (Pair)	18.967*	1			
8	Plastic Handle Colors (Pair)	18.970	1			
9	Plastic Handle Matt Chrome (Pair)	18.971	1			
10	Cartridge Ceramic	45.140	1	X	X	X
10.1	Body Seal O-Ring	03.924	10	X	X	X
11	Renewable Seat Set	45.023	1	X	X	X
12	Spout Fitting Set	45.018	1		X	
12.1	Spout O-Ring Seal	01.285	20		X	
13	Flow Regulator	13.951*	1	X	X	X
13.1	Flow Regulator Set	45.160	1	X	X	X
14	Ball Joint Spout	07.784*	1			
15	Lift Rod	07.665*	1	X	X	X
16	Mounting Set	45.012	1	X	X	X
17	10mm x 1/2" NPT	12.080	1	X	X	X
18	Pop Up Waste	28.948*	1	X	X	X
18.1	Pop Up Stopper	08.373*	1	X	X	X
18.2	Stopper O-Ring	05.343	10	X	X	X
19	1 1/2" Extension Kit (Opt.)	12.927	1	X	X	X
20	2" Extension Kit (Opt.)	12.925	1	X	X	X
21	Aerator	13.929	1			
21.1	Aerator Set	45.002	1			

*Specify Decorative Finish Color:
 G-Gold; B-Antique Brass; S-Pewter; Y-Satin Brass; L-White; R-Polished Brass.

GROHE AMERICA

Grohe America, Inc.
 Subsidiary of Friedrich Grohe, West Germany
 900 Lively Blvd., Wood Dale, IL 60191
 708/350-2600 FAX 708/350-2615

